

Unique Garden Design

PROPOSED COMMERCIAL AND BOARDING HOUSES

1246 CANTERBURY RD ROSELANDS

CLIENT NAME: MITZ DESIGN

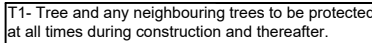
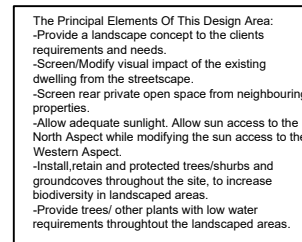
Landscape Plan is in accordance with
Canterbury -Bankstown DCP 2023 Part 3.7
Landscape & Requirements.

LANDSCAPE PLAN FOR DEVELOPMENT APPLICATION ONLY

SHEET TITLE	SHEET NUMBER
COVER PAGE	01
GROUND FLOOR	02
SECOND LEVEL	03
ROOF TOP	04
PLANTING SCHEDULE,DETAILS & PRELIMINARY SPECIFICATIONS PLAN	05



PROJECT JOB NO: 2024-153
REVISION DATE
ISSUE A 18.7.2024



LEGEND :

TREES TO BE PROTECETED

T1 - STREET TREE TO BE PROTECTED AT ALL TIMES DURING CONSTRUCTION AND THEREAFTER

PROPOSED TREES

2 X NEW TREES IN 100L TO REACH 3-5M

FILLERS-SHRUBS

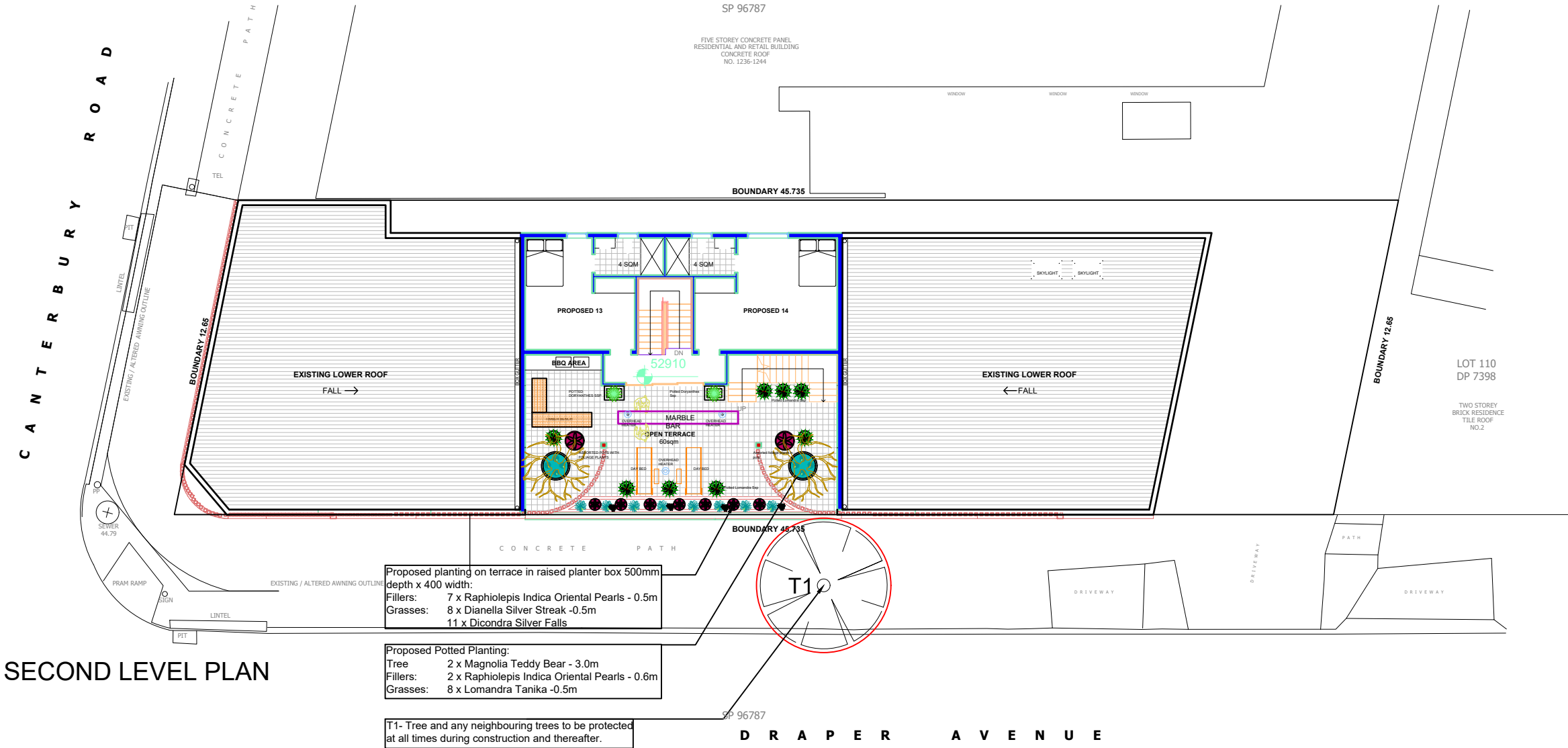
PROPOSED GRASSES

GROUND COVER- SPOILOVER PLANTS

POTTED PLANTS

The Principal Elements Of This Design Area:

- Provide a landscape concept to the clients requirements and needs.
- Screen/Modify visual impact of the existing dwelling from the streetscape.
- Screen rear private open space from neighbouring properties.
- Allow adequate sunlight. Allow sun access to the North Aspect while modifying the sun access to the Western Aspect.
- Install, retain and protected trees/shrubs and groundcovers throughout the site, to increase biodiversity in landscaped areas.
- Provide trees/ other plants with low water requirements throughout the landscaped areas.



PROPOSED PLANTING SCHEDULE						
SYM	BOTANICAL NAME	COMMON NAME	QTY	POT SIZE (MM)	SPACING (MM)	MATURE SIZE (H X W)M
TREES						
MT	MAGNOLIA TEDDY BEAR	MAGNOLIA	2	100L	AS SHOWN	5X4M
FILLER SHRUBS						
DE	DORYANTHES EXCELSA	GYMFA LILY	2	200MM	AS SHOWN	2.0X1M
RI	RAPHIOLEPIS INDICA ORIENTAL PEARLS	INDIAN HAWTHORN	9	200MM	400MM	0.5X0.5M
GRASSES						
DS	DIANELLA SILVER STREAK	VARIGATED TURF LILY	8	140MM	400MM	0.5X0.5M
LT	LOMANDRA TANIKA	LOMANDRA TANIKA	8	140MM	400MM	0.5X0.5M
GROUND COVER - SPOILOVER						
DSF	DICONDRA SILVER FALLS	DICONDRA	11	140MM	700MM	0.3X0.5M

unique garden design

WILLOUGHBY NSW 2068
MOB: 0413 773 228
E:ugdesign@outlook.com
ABN: 71 185 501 266
LDI Member No: 531

Issue	Amendments	Initials	Date
A	Issue DA Submission to Council	S.A.	10.07.2024

Consultant:

Mitz Design

Client:

Project:

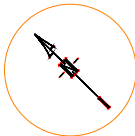
1246 Canterbury Rd
ROSELANDS

Drawing Title:

Second Level - Landscape Plan

Sheet No. DA-03

Issue: A



Date: 18 July 2024
Drawing No: 2024-153
Scale: 1:200 @ A3
Drawing By: SA
FOR DA PURPOSE ONLY
NOT FOR CONSTRUCTION
Unique Garden Design is the owner of the copyright in these drawing plan, designs and specification.
They must not be copied, used or reproduced in whole or in any part, nor may the information, and concepts ideas therein contained (which are confidential to Unique Garden Design) be disclosed to any person without the prior written consent.
Do not scale drawings.
All dimensions must be verified on site.

LEGEND:

TREES TO BE PROTECTED

T1 - STREET TREE TO BE PROTECTED AT ALL TIMES DURING CONSTRUCTION AND THEREAFTER

PROPOSED TREES

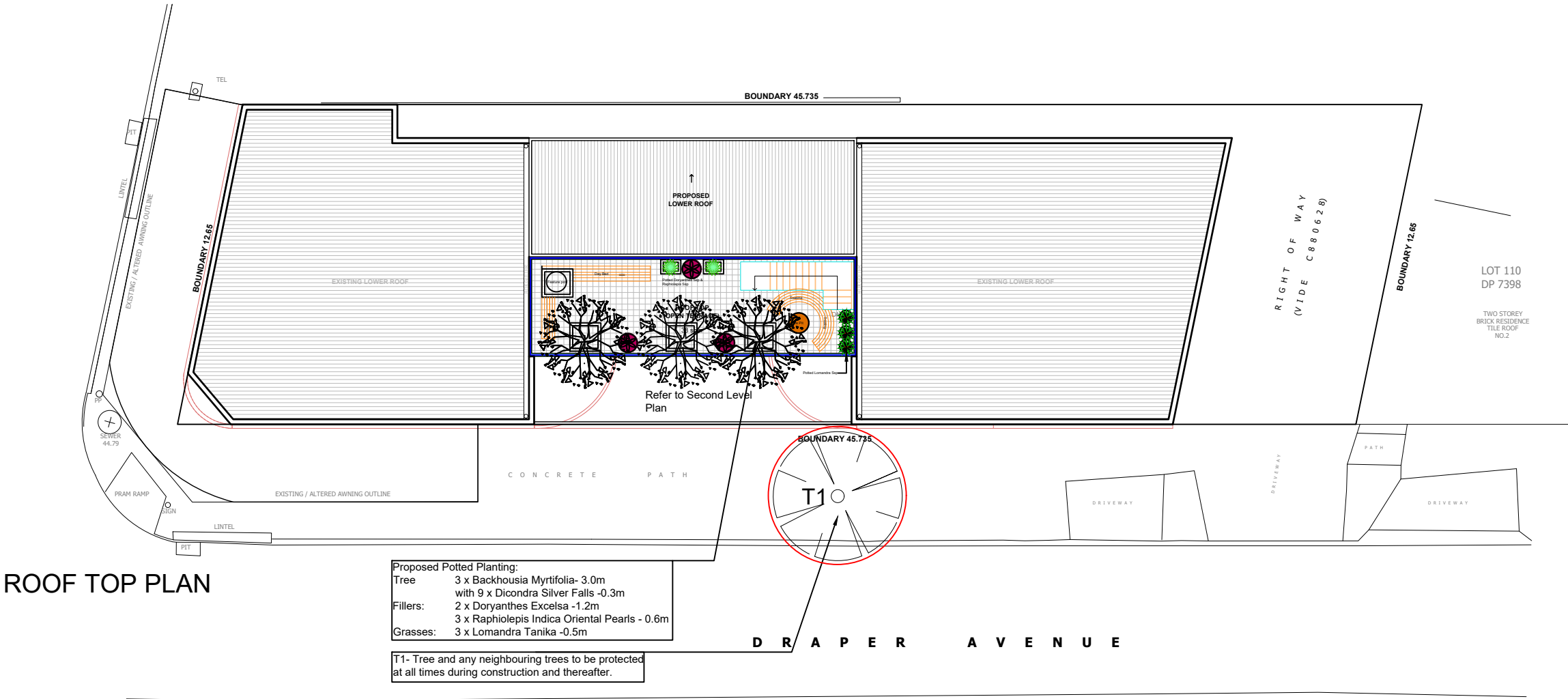
3 X NEW TREES IN 100L TO REACH 3-5M

FILLERS-SHRUBS

PROPOSED GRASSES

GROUND COVER- SPILLOVER PLANTS

POTTED PLANTS



PROPOSED PLANTING SCHEDULE						
SYM	BOTANICAL NAME	COMMON NAME	QTY	POT SIZE (MM)	SPACING (MM)	MATURE SIZE (H X WJM)
TREES						
BC	BACKHOUSIA MYRTIFOLIA	GREY MYRTLE	3	100L	AS SHOWN	5X4M
FILLER SHRUBS						
DE	DORYANTHES EXCELSA	GYMEA LILY	2	200MM	AS SHOWN	2.0X1M
RI	RAPHIOLEPIS INDICA ORIENTAL PEARLS	INDIAN HAWTHORN	3	200MM	400MM	0.5X0.5M
GRASSES						
LT	LOMANDRA TANIKA	LOMANDRA TANIKA	3	140MM	400MM	0.5X0.5M
GROUND COVER- SPILLOVER						
DSF	DICONDRA SILVER FALLS	DICONDRA	9	140MM	700MM	0.3X0.5M

unique garden design

WILLOUGHBY NSW 2068
MOB: 0413 773 228
E:ugdesign@outlook.com
ABN: 71 185 501 266
LDI Member No: 531

Issue	Amendments	Initials	Date
A	Issue DA Submission to Council	S.A.	10.07.2024

Consultant:

Mitz Design

Client:

Project:

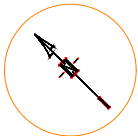
1246 Canterbury Rd
ROSELANDS

Drawing Title:

Roof Top - Landscape Plan

Sheet No. DA-04

Issue: A



Date: 18 July 2024
Drawing No: 2024-153
Scale: 1:200 @ A3
Drawing By: SA
FOR DA PURPOSE ONLY
NOT FOR CONSTRUCTION
Unique Garden Design is the owner of the copyright in these drawing plan, designs and specification.
They must not be copied, used or reproduced in whole or in any part, nor may the information, and concepts ideas therein contained (which are confidential to Unique Garden Design) be disclosed to any person without the prior written consent.
Do not scale drawings.
All dimensions must be verified on site.

Proposed Potted Trees



Backhousia Ssp Magnolia Ssp

Fillers

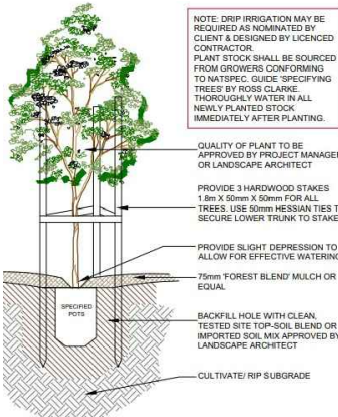


Doryanthes Ssp Raphiolepis Ssp

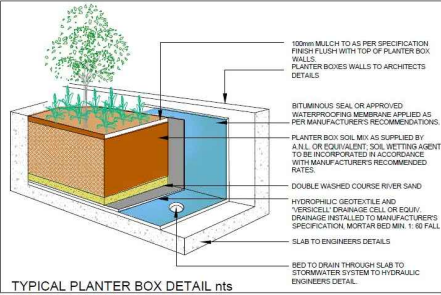
Grasses- Groundcovers



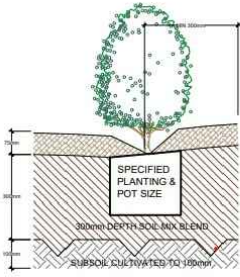
Dianella Ssp Lomandra Ssp Dicondra Ssp



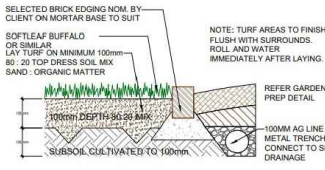
Tree Planting Detail



Typical Planter Box Detail



Typical Garden Preparation Detail



Brick Edge & Grass Detail

PROPOSED PLANTING SCHEDULE

SYM	BOTANICAL NAME	COMMON NAME	QTY	POT SIZE (MM)	SPACING (MM)	MATURE SIZE (H X W)M
TREES						
BC	BACKHOUSIA MYRTIFOLIA	GREY MYRTLE	3	100L	AS SHOWN	5X4M
MT	MAGNOLIA TEDDY BEAR	MAGNOLIA	2	100L	AS SHOWN	5X4M
FILLER SHRUBS						
DE	DORYANTHES EXCELSA	GYMEA LILY	5	200MM	AS SHOWN	2.0X1M
RI	RAPHIOLEPIS INDICA ORIENTAL PEARLS	INDIAN HAWTHORN	12	200MM	400MM	0.5X0.5M
GRASSES						
DS	DIANELLA SILVER STREAK	VARIGATED TURF LILY	8	140MM	400MM	0.5X0.5M
LT	LOMANDRA TANIKA	LOMANDRA TANIKA	11	140MM	400MM	0.5X0.5M
GROUND COVER -SPILLOVER						
DSF	DICONDRA SILVER FALLS	DICONDRA	20	140MM	700MM	0.3X0.5M

SITE PREPARATION/ SOIL WORKS

ALL EXISTING TREES MARKED FOR RETENTION SHALL BE PROTECTED FOR THE DURATION OF THE BUILDING WORKS. REMOVE FROM SITE ALL PERENNIAL WEEDS SUCH AS OXALIS, ONION WEED AND THE LIKE.

NO REGRADING IS TO BE CARRIED OUT WITHIN THE DRIP LINE OF THE TREES TO BE RETAINED. WHERE EXCAVATION IS NECESSARY USE HAND METHODS TO AVOID DAMAGE TO THE ROOT SYSTEM. DO NOT CUT GREATER THAN 50MM. CUT ROOTS CLEANLY WITH A SAW AND DO NOT SEAL THE WOUND.

SOIL WORKS

THOROUGHLY CULTIVATE THE SUBSOIL TO A DEPTH OF 200MM. SUPPLY AND INSTALL TO A DEPTH 300MM THE FOLLOWING SOIL MIX:

SOIL DEPTH	TURF PLANTING	150MM 300MM
SOIL MIX	BLACK LOAM COARSE WASHED RIVER SAND	60% 40%
ORGANIC	LAYER 50MM DEEP CULTIVATE A 50MM LAYER OF ORGANIC ADD MIX INTO THE TOP 100MM OF SOIL MIX	
ADD MIX	COMPOSITION TREATED HARDWOOD SAWDUST PINE PARK FINES COMPOSTED MANURE	30% 40% 30%

TREE PLANTING AREAS TO BE MOUNTED 300MM ABOVE THE EXISTING GROUND LINE TO IMPROVE DRAINAGE FROM PLANTING HOLES. TREE HOLES TO BE EXCAVATED TWO TIMES LARGER THAN THE ROOT BALL AND BACKFILLED WITH SOIL MIX AS SPECIFIED ABOVE.

ON SLAB PLANTERS DRAINAGE LAYER AFTER WATERPROOFING OF PLANTERS LAY DRAINAGE LAYER WHICH SHALL INCLUDE: * 40MM ATLANTIS DRAINAGE CELL OR SIMILAR APPROVED. * FILTER FABRIC EQUIVALENT TO ICI TERRA FIRMA 700. * WASHED RIVER SAND LAYER 50MM IN DEPTH.

LIGHT WEIGHT SOIL MIX SHALL BE COMPOSED OF THE FOLLOWING MATERIALS AND MIXED IN THE GIVEN PROPORTIONS TO PRODUCE A MATERIAL WITH A ph. RANGE OF 6.0-6.5. * 30% BLACK LOAM * 30% DOUBLE WASHED COURSE RIVER SAND * 20% BOTANY HUMUS * 10% COMPOSTED BARK FINES * 10% COMPOSTED HARDWOOD SAWDUST

Minimum soils standares for plants sizes are provided in accordance with the Table below.

Tree Size	Height	Spread	Min Soil Area	Min Soil Depth
Large trees	>12m	>8m	10x 10m	1200mm
Medium trees	9-12m	4-8m	6x6m	1000mm
Small trees	5-8m	<4m	3.5 x 3.5m	800m
Shrubs	-	-	n/a	500-600mm
Ground cover	-	-	n/a	300-450mm
Turf	-	-	n/a	200mm

TURF

ALL TURFED AREAS TO HAVE ADEQUATE DRAINAGE WITH A MINIMUM LAYER OF TURF UNDERLAY OR CLEAN TOPSOIL OVER PREPARED SUB GRADE. TURF TO BE SOFT LEAF BUFFALO I.E 'SIR WALTER' OR AAS SPECIFIED BY A RECOGNIZED LICENSED COMMERCIAL FARM WITH A CERTIFICATE OF AUTHENTICITY SUPPLIED.

MULCH

SUPPLY AND PLACE 75MM LAYER OF PINE BARK HORTICULTURAL GRADE MULCH, (GRADED IN SIZE: 15MM X 15MM X 15MM, FREE FROM WOOD SLIVERS), SET DOWN 25MM FROM ADJACENT PAVING.

PLANT MATERIALS

ALL PLANTS SHALL BE TRUE TO TYPE, OF HEALTHY GROWTH DISEASE FREE NURSERY STOCK AND NOT DISPLAYING RESTRICTED GROWTH PATTERNS. SHOULD NURSERY STOCK AND NOT DISPLAYING RESTRICTED GROWTH PATTERNS. SHOULD OBTAIN PRIOR APPROVAL OF THE LANDSCAPE ARCHITECT. NO VARIATED STRAIN SHALL BE USED. ALLOW FOR SLOW RELEASE FERTILIZER TO ALL PLANTS APPLIED AT THE MANUFACTURERS RECOMMENDED RATE TO BE SAME OR SIMILAR TO MASS PLANTED AREAS. ALLOW 2 SHIRLEYS SLOW RELEASE KOKEI PELLETS PER 5 - 35 LITRE PLANT AND ONE PER 150MM PLANT TURF AREAS. ALLOW SHELLEYS NO.17 35 LITRE PLANT AND ONE PER 150MM PLANT TURF AREAS. ALLOW SHELLEYS NO.17 MANUFACTURERS INSTRUCTIONS.

STREET TREES

TO BE PLANTED IN GARDEN BED 1.2 X 1.2M WIDE - WITH A TIMBER EDGE TREES ARE TO BE MULCHED, WATERED & WEEDED UNTIL ESTABLISHMENT PERIOD AND THEREAFTER, NO TRIMMING OR RING BARKING OF TREES. THEY ARE TO BE PROTECTED AT ALL TIMES.

STAKES AND TIES

DURABLE HARDWOOD, STRAIGHT. SIZE SHALL BE 50X50X180 WITH TIES SPACED APPROXIMATELY 300MM APART. DRIVE STAKES 600MM INTO THE GROUND ON THE WINDWARD SIDE OF THE PLANT. TIES SHALL BE 60MM HESSIAN WEBBING FIXED IN A FIGURE OF THE EIGHT PATTERN.

PLANT ESTABLISHMENT PERIOD

FROM THE DATE OF PRACTICAL COMPLETION, THERE SHALL BE A PERIOD OF 26 WEEKS FOR THE PLANTING ESTABLISHMENT PERIOD. ANY FAILED PLANTS SHALL BE REPLACED WITH THE SAME TYPE AND SPECIES. THE MULCHED SURFACES SHALL BE MAINTAINED IN A NEAT AND TIDY CONDITION. STAKES AND TIES SHALL BE ADJUSTED AS REQUIRED AND THE TURF SHALL BE REGULARLY MOWED TO MAINTAIN A HEALTHY GROUND COVER. A CONSTANT WATER REGIME SHALL BE MAINTAINED TO ENSURE HEALTHY GROWTH OF ALL PLANT MATERIAL.

ALL PLANTING AREAS TO BE SUPPLIED WITH A FULLY AUTOMATIC IRRIGATION SYSTEM. SHRUB RISERS AND DRIP SYSTEM ON PVC LATERALS. THE IRRIGATION SYSTEM SHALL MEET ALL THE REQUIREMENTS OF THE WATER BOARD AND ELECTRICITY SUPPLY AUTHORITY AND RELEVANT AUSTRALIAN STANDARDS.

APPROVED CONTROLLER. CONNECTION TO THE WATER BOARD MAINS TO BE THROUGH AN APPROVED REDUCED PRESSURE ZONE DEVICE INSTALLED TO THE WATER BOARD REGULATIONS.

PARTICULAR ATTENTION SHOULD BE PAID BY THE CONTRACTOR TO ENSURE MINIMAL OVERSPRAY ONTO PATHS, BUILDINGS AND ADJACENT PROPERTIES BY CORRECT HEAD PLACEMENT AND ADJUSTMENT OF ARC PATTERNS. NOZZLES TO BE MANUALLY TRIMMED TO SUIT AREA OF COVERAGE AND MINIMISE OVER SPRAY.

LAY PIPES TO MINIMISE LENGTH AND PLACE HEADS TO PROVIDE EVEN COVERAGE. ALL PIPES AND CABLE TO BE INSTALLED IN A COMMON TRENCH WHERE POSSIBLE.

PLANTING SCHEDULE
NOTES & SPECIFICATION PLAN

unique garden design

WILLOUGHBY NSW 2068
MOB: 0413 773 228
E:ugdesign@outlook.com
ABN: 71 185 501 266
LDI Member No: 531

Issue	Amendments	Initials	Date
A	Issue DA Submission to Council	S.A.	10.07.2024

Consultant:

Mitz Design

Client:

Project:

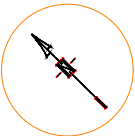
1246 Canterbury Rd
ROSELANDS

Drawing Title:

Planting Schedule
Notes & Specifications

Sheet No. DA-05

Issue: A



Date: 18 July 2024

Drawing No: 2024-153

Scale: 1:200 @ A3

Drawing By: SA

FOR DA PURPOSE ONLY

NOT FOR CONSTRUCTION

Unique Garden Design is the owner of the copyright in these drawing plan, designs and specification.

They must not be copied, used or reproduced in whole or in any part, nor may the information, and concepts ideas therein contained (which are confidential to Unique Garden Design) be disclosed to any person without the prior written consent. Do not scale drawings. All dimensions must be verified on site.